


4 Doors Access Control Panel

- iTDC: 26 Bit Wiegand Reader Compatible
- iTDC-SR: 34 Bit Wiegand Reader Compatible



iTDC/iTDC-SR
(Control of 1-2 Doors)



EIO88 * EIO88 Expansion Board
Required for Controlling 3-4 Doors

System Features

- Integrations with Video Surveillance, Alarm, Fire Alarm, BAS, BMS and Other Security Systems
- Automatic System Reset via Self-Diagnosis (Watchdog Function)
- Anti-Passback Function
- Arm/Disarm Function
- Duress Mode / 2 Men-Operation Function
- Advanced Time Schedule Setting
- Door Opening Time Configurable per ID
- Alerts when Door Opening Time Exceeds and Forced Door Open
- Real-Time Monitoring of Access Door Status/User Access Status/Alarm Status using the Management Software
- 2-Status Input Check : On/Off
- Designed to Withstand ESD (Electro Static Discharge) Shock
- Compatible Software: STARWATCH iTDC PRO I/II, STANDARD, iDWATCH VIEW PRO, IAD PRO I/II, IAD BASIC I/II
- *ELEVATOR384 for Single Operation : STARWATCH ELEVATOR PRO
- *ELEVATOR384 + iTDC for Integrated Operation : STARWATCH iTDC PRO I/II + ELEVATOR PRO

Model		iTDC	iTDC-SR
CPU		8 Bit Microprocessor	
Memory	Program	64K Byte ROM	
	Data	512K Byte Flash Memory	
User IDs		1,000 ~ 20,000 / 30,000 / 40,000 / 50,000 Users (Users and Event Buffer Definable)	
Event Buffers		29,500 ~ 20,000 / 14,000 / 8,000 / 3,000	
Power / Current		DC12V / Max. 400mA	
Reader Port		4 EA : 26 Bit Wiegand, 4/8 Bit Burst for PIN	4 EA : 34 Bit Wiegand, 4/8 Bit Burst for PIN
Communication		RS232 / RS422 / RS485 (Max. 255ch.) / Ethernet (Internal Ethernet Module IIM7100A Required / Optional)	
Communication Speed	Serial	9,600 bps (Default) / 4,800 bps / 19,200 bps / 38,400 bps (Selectable)	
	Ethernet	10/100 Mbps	
Input Port		7 EA : Exit Button #1, Exit Button #2, Door Sensor #1, Door Sensor #2, AUX #1, AUX #2, AUX #3	
Output Port		4 EA : 2 FORM-C Relay Output (COM, NO, NC) / DC 12V ~ 18V, Rating Max. 2A 3 EA : TTL Output / DC 5V, Rating Max. 20mA	
LED Indicator / Buzzer		21 LED Indicators / Piezo Buzzer	
Operating Temperature		0° ~ +65°C	
Operating Humidity		10% ~90% Relative Humidity Non-Condensing	
Dimension(W x H x T) / Weight		145 x 185 x 18mm / 221g	
Certification		FCC, CE, KCC, RoHS, UL	
EIO88 (Expansion Input/Output Board) / Required for Controlling 3-4 Doors			
Reader / Input / Output Port		8 Input Ports, 8 Output Ports	
Optional Features (Manual Configuration Available for Standalone Operation)			
LCD		Character LCD (2 Lines x 16 Char.) / 80 x 36mm (3.15" x 1.41") Screen	
Keypad		16 Numeric Keypad	
Time Schedule			
Time Code	15	Holiday Code	10
Time Interval	5	Holiday	100



NEMA Case

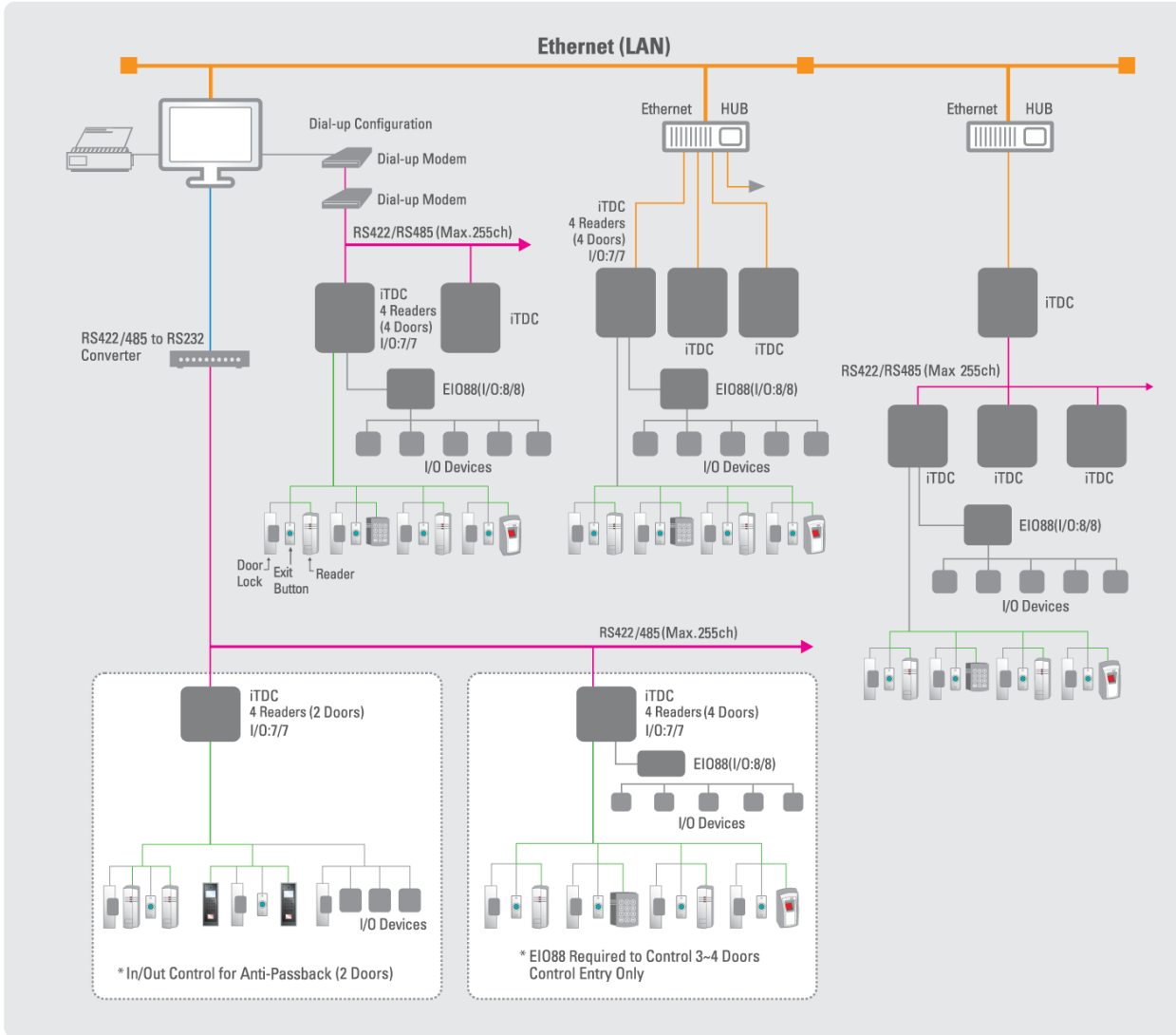


Ethernet Module
(IIM7100A Module)



Keypad/LCD

iTDC Configuration




iTDC Package



For 2 Door Management

iTDC Package - 1 (2 Doors)	
iTDC/iTDC-SR Board	1 EA
NEMA Case	1 EA
Power Supply (ID40WA)	1 EA
NFB Switch	1 EA
Back-up Battery (12V/7A)	1 EA

iTDC Package-2(2 Doors-Ethernet(TCP/IP))	
iTDC/iTDC-SR Board	1 EA
NEMA Case	1 EA
Power Supply (ID40WA)	1 EA
NFB Switch	1 EA
Back-up Battery (12V/7A)	1 EA
Ethernet Module (IIM7100A)	1 EA



For 3 to 4 Door Management

iTDC Package - 3 (3 ~ 4 Doors)	
iTDC/iTDC-SR Board	1 EA
EIO88	1 EA
NEMA Case	1 EA
Power Supply (ID40WA)	2 EA
NFB Switch	1 EA
Back-up Battery (12V/4A)	2 EA

iTDC Package-4(3-4 Doors-Ethernet(TCP/IP))	
iTDC/iTDC-SR Board	1 EA
EIO88	1 EA
NEMA Case	1 EA
Power Supply (ID40WA)	2 EA
NFB Switch	1 EA
Back-up Battery (12V/4A)	2 EA
Ethernet Module (IIM7100A)	1 EA

